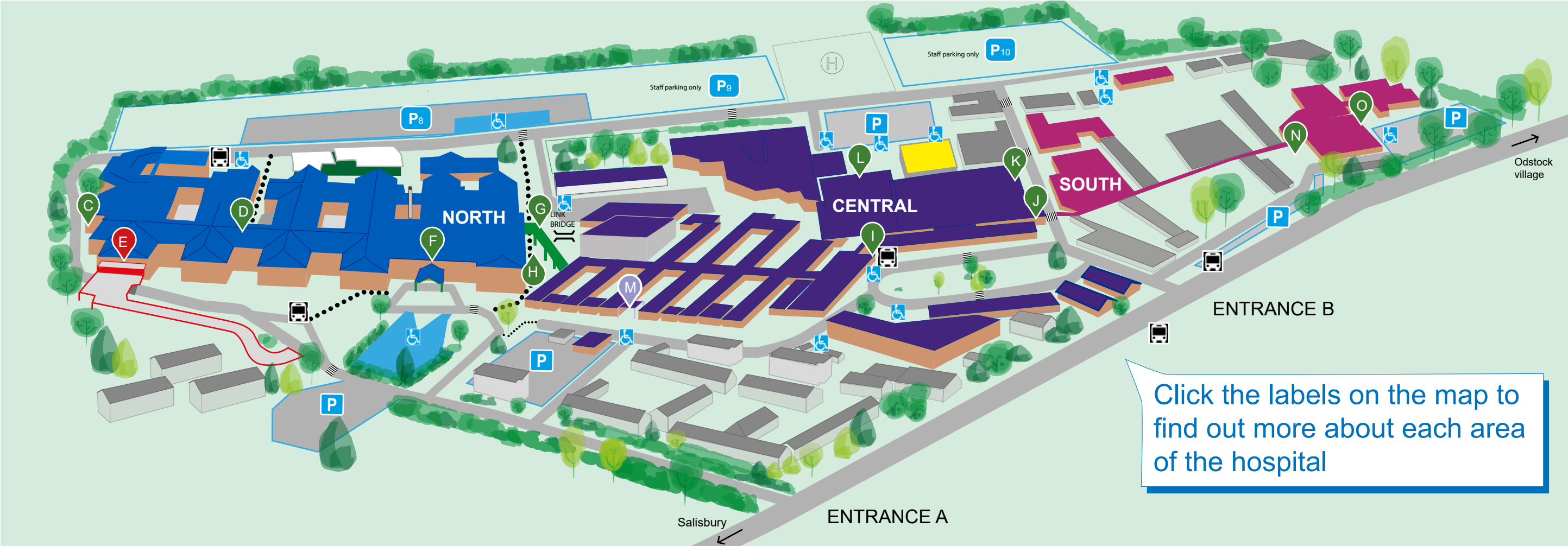


Welcome to Salisbury District Hospital



A	
A & E/Emergency Dept <i>Outside via ramp entrance</i>	
ABERG (Laing Building)	South
Admin. Blocks 24, 25 & 26	South
Amesbury Ward	North Level 4
AMU	North Level 2
Anaesthetics Department	North Level 4
Audiology (ENT)	North Level 3
B	
Beatrice Wards (Maternity)	Central
Bereavement Suite	North Level 3
<i>Outside Sarum Entrance level 3</i>	
Blood Tests	North Level 3
Bowel Screening	Central
Breamore Ward	Central
Breast Care	Central
<i>Outside Sarum Entrance level 3</i>	
Britford Ward	North Level 4
C	
Cardiac Assessment Clinic	North Level 3
Cardiac Investigation Unit (CIU)	North Level 3
Cashier	Central
Chapel	North Level 3
Child & Family Service	Central
Childrens Outpatients	North Level 3
Chilmark Suite	North Level 4
Clarendon Suite (by Spinal Centre)	Central
<i>Outside Sarum Entrance level 3</i>	
Cleft Lip & Palate Centre	North Level 3
Clinical Neurophysiology	South
Clinical Psychology	Central
<i>Outside Sarum Entrance level 3</i>	
Clinical Science & Engineering (Laing Building)	South
Coronary Care Unit	North Level 4

D	
Day Surgery Unit	Central
Dermatology Treatment Centre	North Level 2
<i>Outside Springs Entrance level 2</i>	
Diabetes Centre	Central
Downton Ward	North Level 4
E	
Ear, Nose & Throat Outpatients (ENT)	North Level 3
Education Centre	North Level 5
Electrocardiograph (ECG)	North Level 3
Endoscopy	North Level 3
Eye Clinic	Central
F	
Facilities HQ	South
Farley Stroke Unit	North Level 2
Finance Department	Central
Foot Clinic	North Level 3
Fracture Clinic	North Level 3
G	
GP & Spinal X-Ray	Central
Glanville Centre	South
Gynae OPD	Central
<i>Outside Sarum Entrance level 3</i>	
H	
Hedgerows Coffee Shop	Central
Hospice	South
I	
Imber Ward	Central
Intensive Care Unit (ICU Radnor)	North Level 4

L	
Laing Building	South
Laser Clinic	North Level 3
Laverstock Ward	North Level 4
League of Friends Bungalows	Central
Leg Ulcer Clinic	North Level 3
Lost Property (PALS)	Central
M	
Maternity Unit	Central
Maxillo-Facial Laboratory	North Level 3
Medical Device Management Services	Central
Medical Engineering	South
Medical Outpatients	Central
<i>Outside Sarum Entrance level 3</i>	
Medical Photography	North Level 3
Medical Records	North Level 2
Moiré Fringe (Glanville)	South
MRI 1 & CT Scanning	North Level 3
MRI 2	Central
N	
National Clinical FES Centre (Glanville)	South
Neonatal Intensive Care Unit (NICU)	Central
<i>Outside Sarum Entrance level 3</i>	
Nunton Unit	North Level 2
O	
Occupational Health	South
OD & People (HR)	South
Odstock Health & Fitness	Central
Odstock Medical LTD OML (Laing Building)	South
Odstock Ward	North Level 4
Oncology Outpatients	North Level 3
Operating Theatres	North Level 4

Oral Surgery	North Level 3
Orthodontics	North Level 3
Orthopaedic Outpatients	North Level 3
Orthotics (Glanville Centre)	South
P	
Palliative Care Hospice	South
Pathology & Genetics Dept.	North Level 4
PALS (Customer Care)	Central
Pathology Outpatients	North Level 3
Pembroke Suite (Day Unit)	North Level 3
Pembroke Ward	North Level 3
Pharmacy (Numark)	North Level 3
Pitton Ward	North Level 4
Plastic Surgery Outpatients	North Level 3
Pre-Operative Assessment	Central
R	
Radnor Ward/ ICU	North Level 4
Redlynch Ward	North Level 4
Renal Dialysis Unit	Central
Respiratory Department	North Level 3
<i>Outside Sarum Entrance level 3</i>	
Rheumatology	North Level 3
S	
Salisbury Cardiac Suite	North Level 4
Salisbury Fertility Centre	Central
Sarum Ward	North Level 4
SAU (Surgical Assessment Unit)	North Level 4
Sexual Health	Central
Shops & Coffee Shop	North Level 3
Short Stay Emergency Unit (SSEU)	North Level 3

Social Work Department	North Level 2
Speech Therapy	North Level 3
Spinal Centre	Central
<i>Outside Sarum Entrance level 3</i>	
Spinal X-Ray	Central
Spire Ward	North Level 2
Springs Restaurant	North Level 2
Stars Appeal Office	Central
Stoma	Central
Surgical Admissions Lounge	North Level 4
Surgical Outpatients	Central
<i>Outside Sarum Entrance level 3</i>	
T	
Tisbury Ward	North Level 4
U, V, W	
Ultrasound (Radiology)	North Level 3
Urology Outpatients	Central
<i>Outside Sarum Entrance level 3</i>	
Vascular Assessment & Diabetes Unit	North Level 3
Voluntary Services (OD & People)	South
Wessex Rehabilitation Centre	South
Whiteparish Ward	North Level 4
Woodlands Day Assessment	North Level 4
X	
X-Ray A Clinical Radiology	North Level 3
X-Ray B Clinical Radiology	North Level 3

C Key to the hospital entrances

- C. Nunton, North Level 2
- D. Springs, North Level 2
- E. A & E/Emergency Dept, North Level 3**
- F. Main entrance, North Level 3
- G. Link bridge corridor, North level 4
- H. Sarum, North Level 3
- I. The Green, Central
- J. Hedgerows entrance, Central
- K.SDH Central entrance, Central
- L. Spinal Centre, Central
- M. Maternity, Central**
- N. The Laing, South
- O. The Hospice, South

P Parking

Disabled parking

Bus stops

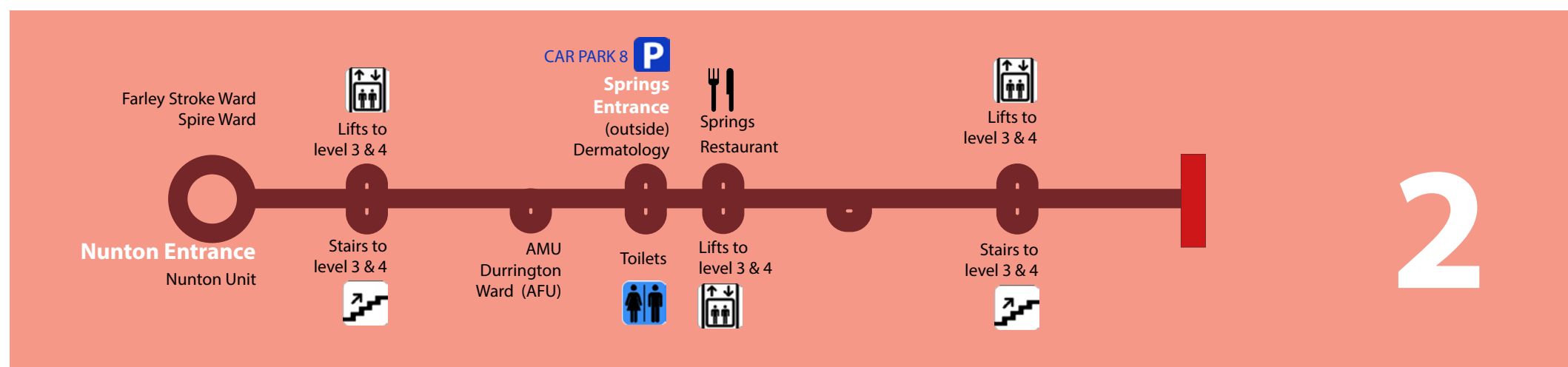
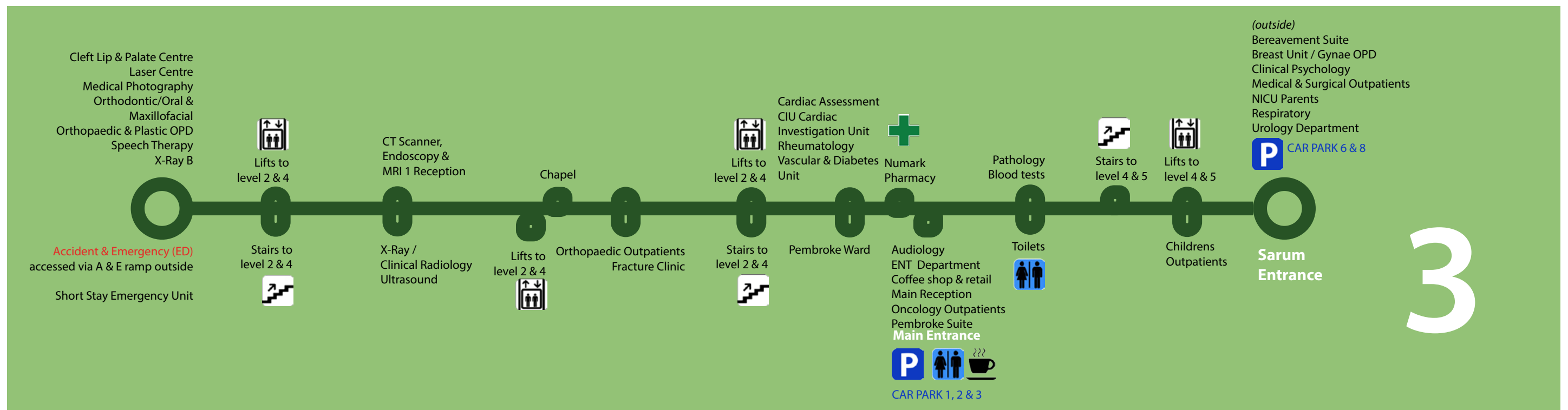
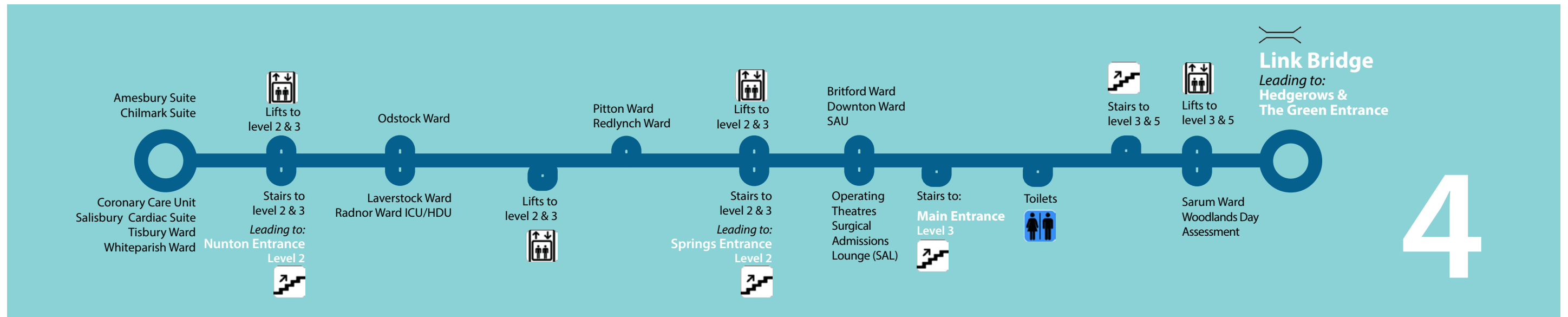
Direction of travel around hospital site:

- 1st stop The Green, Central
- 2nd stop Springs Entrance, North
- 3rd stop Main Entrance, North

Staff only areas

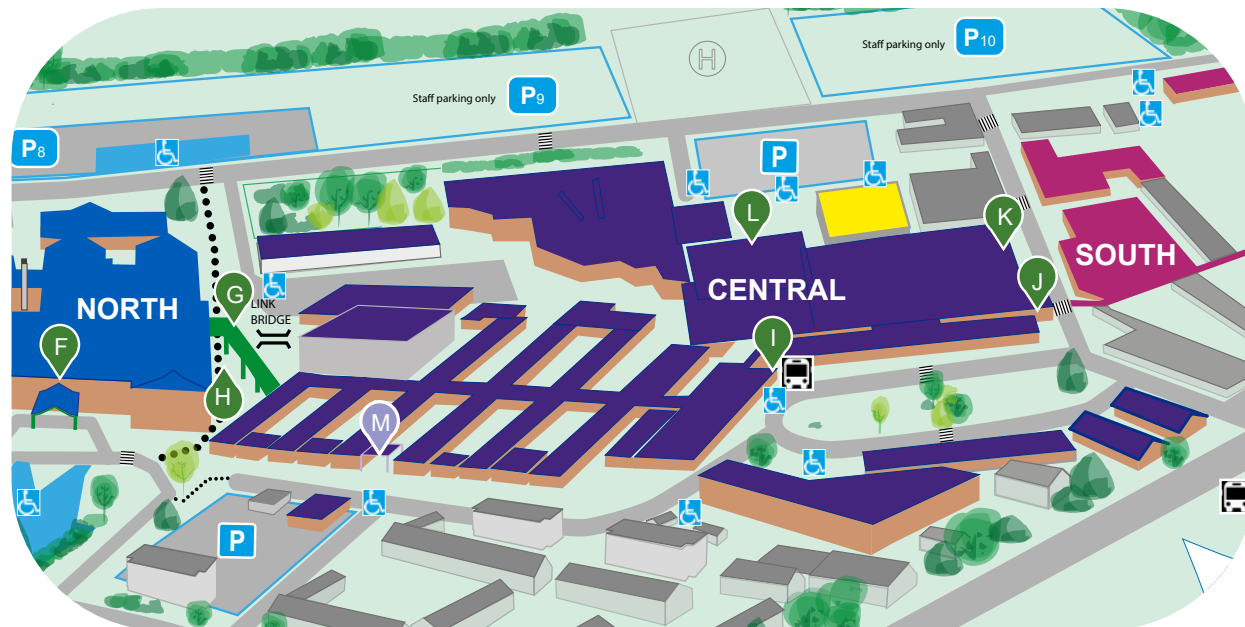
Central and South areas are connected to North Level 4 via the link bridge

NORTH: Detail of floor levels, wards and departments



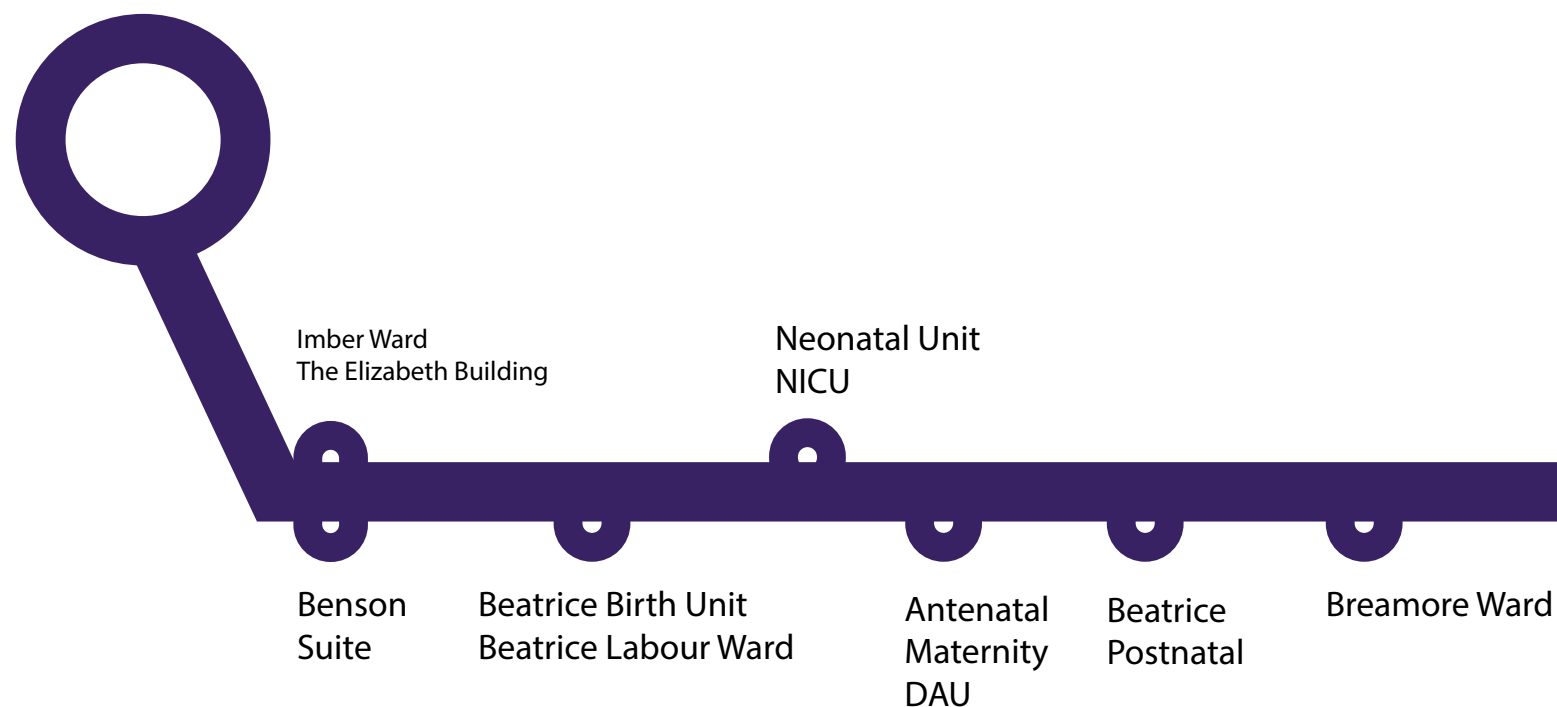
[Return to main map](#)

CENTRAL: Detail of wards and departments



Link Bridge

leading to SDH North Level 4



Outside to:
Breast Unit
Clinical Psychology
Gynae OPD
Medical & Surgical Outpatients
Neonatal Unit
Urology Centre
Sarum Entrance

Bowel Screening
Day Surgery Unit
Eye Clinic
GP and Spinal X-Ray
Pre-Op Assessment
Salisbury Fertility Centre
Spinal Centre
Stoma

CAR PARK **P**
8 & 10



Hedgerows
Coffee Shop

MRI 2
Renal Unit

Cashier

School Unit

Corridor
leading to
South area

The Green Entrance

PALS
(Customer Care)

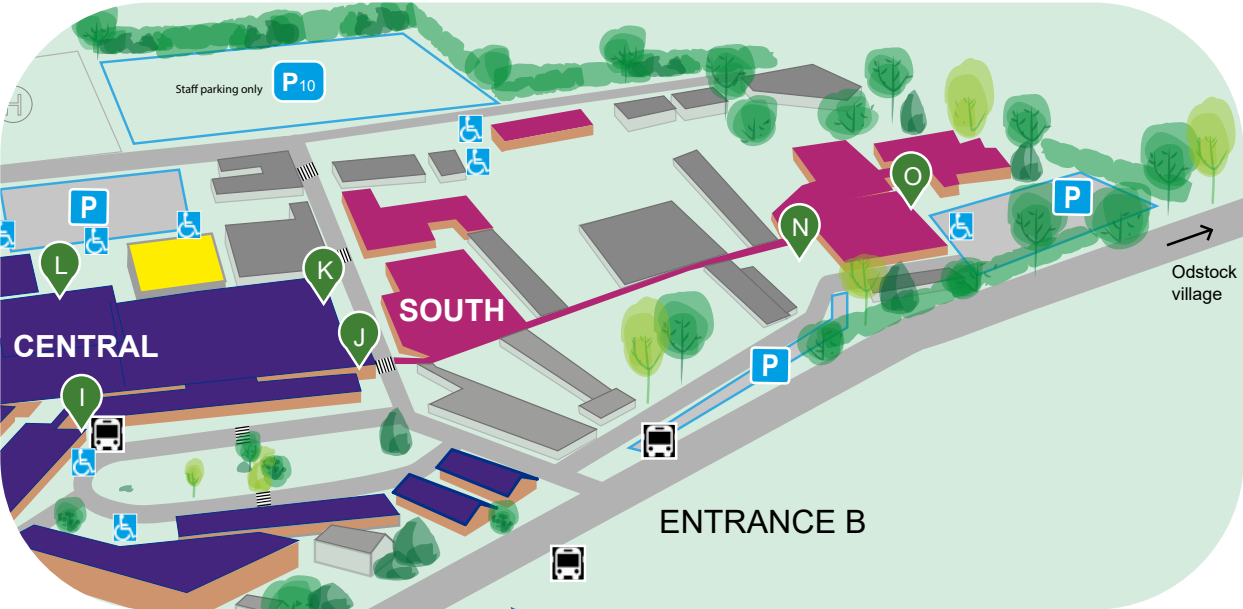
Department of Sexual Health

Outside to:
CAMS
Diabetes Centre
League of Friends Bungalows
Maternity Reception
Odstock Health and Fitness
Radio Odstock
Stars Appeal
Toy Box Nursery

Hedgerows Entrance

[Return to main map](#)

SOUTH: Detail of wards and departments



CAR PARK
8 & 10 

Bowel Screening
Day Surgery Unit
Eye Clinic
GP and Spinal X-Ray
Pre-Op Assessment
Salisbury Fertility Centre
Spinal Centre
Stoma

MRI 2
Renal Unit



ArtCare
Healthcare Library Facilities
HQ
OD & People

Clinical Neurophysiology
Glanville Centre
Hospice/Palliative Care
Orthotics
National Clinical FES Centre

Wessex Rehabilitation Unit

Laing Building

**The Green
Entrance**

PALS
(Customer Care)

Department of Sexual Health

**Hedgerows
Entrance**

**South
Entrance**

CAR PARK 

Main corridor leading
to CENTRAL &
NORTH

[Return to main map](#)



No parking : this is a dropping off and pick up point for patient transport and emergency vehicles

[Return to main map](#)

Salisbury District Hospital



Springs Entrance, North Level 2



Salisbury
NHS Foundation Trust



Covered walkway from
2nd Bus stop and car park
8, lead into Springs Entrance
North level 2.

Restaurant, toilets, ward areas
and lifts to all levels

[Return to main map](#)



From the Odstock Road, turn in main hospital Entrance A.

The A & E / Emergency ramp is at the bottom of the slope on the left

Follow red A & E signs

Note: Drop off only at entrance to A & E , there is nearby car parking

[Return to main map](#)

Salisbury District Hospital



Main Entrance, North Level 3



Salisbury
NHS Foundation Trust



Main reception area level 3, enquiries, toilets, coffee shop, WH Smiths and charity shops

Leading to main corridors, lifts and stairs to all North levels

3rd bus stop around hospital site

[Return to main map](#)



Corridor connecting North Level 4
to Central and South areas



[Return to main map](#)



Footpath from Car Park 8 into North level 3. Breast Care & Gynae Unit to the left

Entrance leads to corridors, main reception, toilets, lifts and stairs to all North levels.

Children Outpatients look out for the mosaic trail.



[Return to main map](#)

Salisbury District Hospital



The Green Entrance, Central



Salisbury
NHS Foundation Trust



1st Bus stop around hospital site,
close to Day Surgery, GP Spinal
Xray, PALS and MRI 2

Corridors leading to South and North
level 4 via link bridge

[Return to main map](#)

Salisbury District Hospital



Hedgerows Entrance, Central



Salisbury
NHS Foundation Trust



Zebra crossing point between Central and South Areas of the hospital

Nearby Hedgerows coffee shop, toilets and Wessex Rehabilitation Unit

[Return to main map](#)

Salisbury District Hospital



SDH Central entrance



Salisbury
NHS Foundation Trust



Ramp to Central area of hospital

Nearby Hedgerows Coffee Shop, toilets, Day Surgery,
GP Spinal Xray , Fertility Clinic, Renal Unit and MRI 2

[Return to main map](#)



Leading to the Spinal Unit and Longford Wards, Central



Nearby car parking and disabled spaces outside Eye Clinic building



Drop off and entrance to Labour
Ward admissions

From the Odstock Road use
Entrance A, turn right to Maternity
Department following the lilac
signs.

Nearby car parking

[Return to main map](#)



Corridors leading to Glanville Centre, Laing Building and Hospice

[Return to main map](#)



The Hospice car park with disabled parking, pathway leading into Glanville Centre and South corridors

[Return to main map](#)